



**3x Array**

Scale 1:16



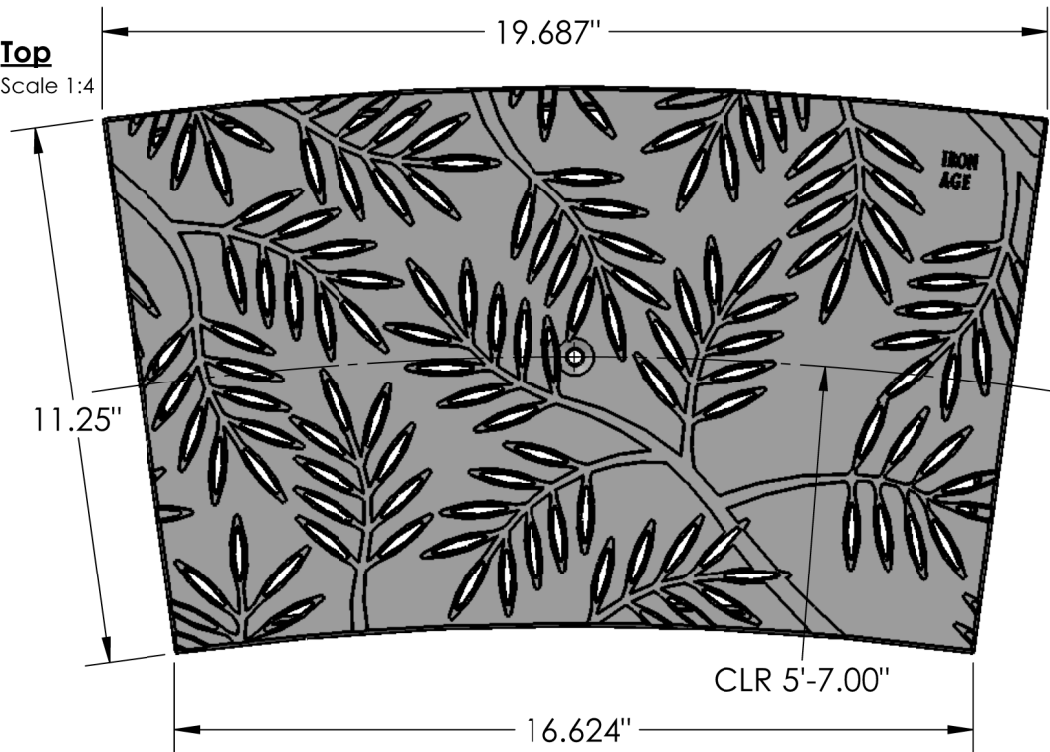
**Back**

Scale 1:6

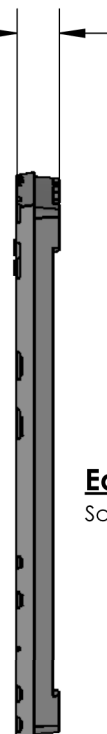


**Top**

Scale 1:4



.875"  
@ Edge



**Edge**

Scale 1:4

**Perspective**

Scale 1:6



**Side**

Scale 1:4



.75"

Feet .125"



**IRON AGE**  
DESIGNS

2104 SW 152nd St #4 TEL 206.276.0925  
Burien, WA 98166 FAX 206.257.0318  
www.ironagedesigns.com

**Locust 12" Heel- Proof Trench Grate**  
5'-7" C.L.R.

Drawn by: JH  
Date: 5/25/16  
Scale: Not to Scale

DWG. NO. 01-LOC.I.12x5'7"CLR

**NOTES:**

1. Material: cast iron
2. Finish: Natural
3. Edge thickness: 15/16"
4. Fits frame by: Iron Age
5. No openings greater than 1/4"
6. Weight approx. 21 lbs
7. Due to casting inconsistencies all dimensions are nominal