
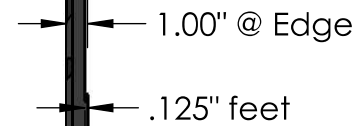


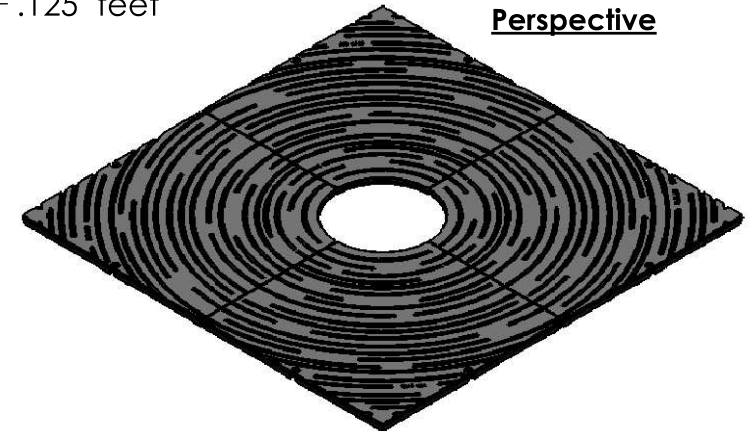
Bottom



Edge



Perspective



NOTES:

1. Material: cast iron
2. Finish: Natural
3. Edge thickness: 1"
4. Fits frame by: Iron Age
5. Heel-Proof: No openings greater than 1/4"
6. Weight approx. 211 lbs [53 lbs per section]
7. Due to casting inconsistencies all dimensions are nominal

IRON AGE 2104 SW 152nd St. #4 TEL 206.276.0925
 DESIGNS Burién, WA 98166 FAX 206.257.0318
 www.ironagedesigns.com

Spin 4' x 4' Heel-Proof Tree Grate

JOB NO. Drawn by: JH
 DWG. NO. 01-SPI.I.48sq_TG Date: 11/24/15
 Scale: Not to Scale